
20
TWENTY
MAHCERAM
OUTDOOR

The modern tile industry began in the 19th century with the invention of the steam-powered press, which allowed for mass production of tiles. In the early 20th century, tile factories began to use new technologies such as electric kilns and automated machinery, which increased production efficiency and allowed for more intricate designs. Today, tile factories continue to innovate with new materials and manufacturing processes, producing a wide range of tiles for various applications.

At the beginning, porcelain ceramic tiles were made of kaolin clay and fired at high temperatures, resulting in a hard, durable material that was resistant to water and stains. Today, porcelain ceramic tiles are a popular choice for flooring, walls, and countertops due to their durability, low maintenance, and versatility. They are made from a mixture of clay, feldspar, and other minerals, which are fired at high temperatures to create a dense, hard material.

There is a growing interest in using porcelain tiles for outdoor spaces due to their durability and resistance to weathering .

Porcelain ceramic tiles are highly durable and can withstand heavy foot traffic. They are ideal for use in high-traffic areas such as entryways, hallways, and commercial spaces.

OUTDOOR FLOORING SYSTEM



Index

Gray Scale

10 Cement

11 Stone

Texture

12 Brixton

13 Concrete Shapes

14 Rock

15 Garven

16 Pietra

Properties

| Water Absorption

|Resistant To Stains

| Resistant To Deep Abrasion

| UV Resistant

|Resistant To Salt

| Slip resistant

| Frost resistant

|Chemical resistant

| Easy To Clean

| Resistant to Thermal Shocks

|Resistant To Scratches

| Easy To Install

Versatile Solutions

Dry installation on grass

Effortless and rapid installation without the necessity of screeds, mortar, or adhesives, with a quick-drying feature.

Dry installation on gravel

Installation is both speedy and uncomplicated, thanks to the dry application method that requires no mortar, screeds, or adhesives, and dries quickly.

Installation with adhesive

Conventional adhesive-based lying method.

Dry installation on sand

The dry installation method is straightforward and swift, with no need for adhesives or complicated mortar and screed processes.



Cement



Stone >





Brixton

Light Gray

Gray

Dark Gray

Ivory

Concrete Shapes



Light Gray

Gray

Dark Gray

Ivory

Porcelain Tiles

Outdoor/ Punch

Mahceram - Outdoor 2023

Rock

Light Gray

Gray

Dark Gray

Ivory





Porcelain Tiles

Outdoor/ Punch

Mahceram - Outdoor 2023

Garven

Light Gray

Gray

Dark Gray

Ivory

Pietra

Light Gray

Gray

Dark Gray

Outdoor Spaces

Porcelain ceramic tiles can be used for outdoor applications such as patios and pool decks.

The frost resistant properties of porcelain ceramic tiles make them suitable for use in colder climates.

Wall: Brixton Light Gray

Punch: Cement
40*40 cm
15.7*15.7 In

Floor: Brixton Gray

Punch: Cement
40*80 cm
15.7*31.4 In

KULCHUR

Brixton

40*40 60*60 80*80 cm

40*80 60*120 cm

20 mm

Light Gray

Gray

Dark Gray

Ivory

Floor: Concrete Shapes

Punch: Cement
40*80 cm
15.7*31.4 In

Concrete Shapes

40*40 60*60 80*80 cm

40*80 60*120 cm

20 mm

Light Gray

Gray

Dark Gray

Ivory

Floor: Rock

Punch: Stone
60*60 cm
23.6*23.6 In

Rock

40*40 60*60 80*80 cm

40*80 60*120 cm

20 mm

Light Gray

Gray

Dark Gray

Ivory

Floor: Garven

Punch: Stone
60*120 cm
23.6*47.2 In

Garven

40*40 60*60 80*80 cm

40*80 60*120 cm

20 mm

Light Gray

Gray

Dark Gray

Ivory



Floor: Pietra

Punch: Stone

40*80 cm

15.7*31.4 In



Pietra

40*40 60*60 80*80 cm

40*80 60*120 cm

20 mm

Light Gray

Gray

Dark Gray

Ceramic tiles have been a popular choice for flooring and walls for centuries, and they continue to evolve with the latest trends in the modern world.

Originality & Elegance